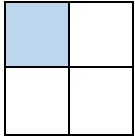


- Donner un sens à une fraction.
- Utiliser une fraction dans une situation de partage ou pour exprimer la longueur d'un segment.

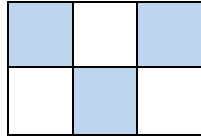
Exercices

Les fractions

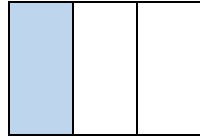
1 Ecris la fraction qui correspond à la partie coloriée.



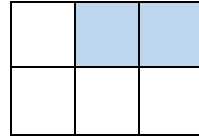
.....




.....



.....

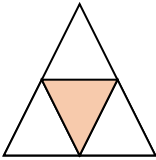


.....

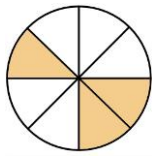


.....


2 Ecris la fraction qui correspond à la partie coloriée.



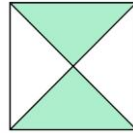
.....



.....

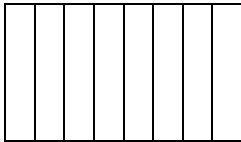


.....

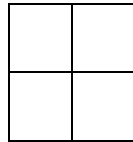


.....

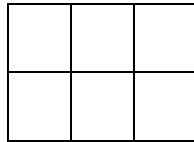
3 Colorie dans chaque figure la partie qui correspond à la fraction.



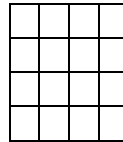
$$\frac{3}{8}$$



$$\frac{1}{4}$$




$$\frac{4}{6}$$

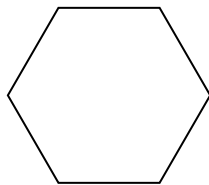


$$\frac{12}{16}$$


4 partage les figures suivantes et colorie la partie qui correspond à la fraction proposée.




$$\frac{1}{4}$$



$$\frac{5}{6}$$



$$\frac{2}{8}$$



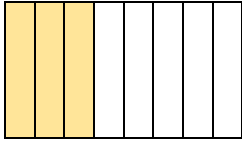
$$\frac{6}{8}$$

- Donner un sens à une fraction.
- Utiliser une fraction dans une situation de partage ou pour exprimer la longueur d'un segment.

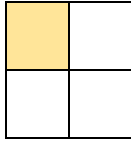
Exercices

Les fractions

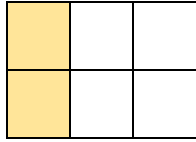
1 Complète en coloriant le nombre de parties nécessaires pour que la fraction soit exacte.




$$\frac{5}{8}$$



$$\frac{3}{4}$$

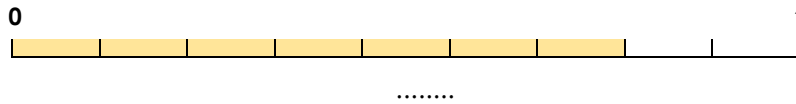
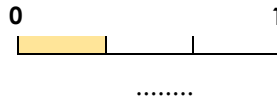
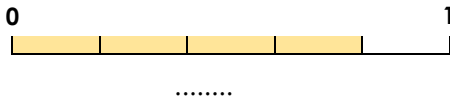


$$\frac{4}{6}$$

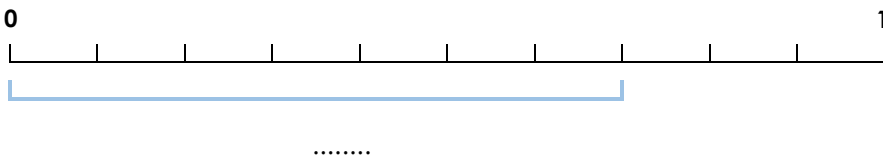
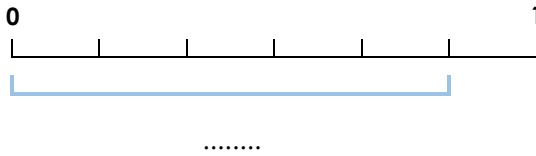
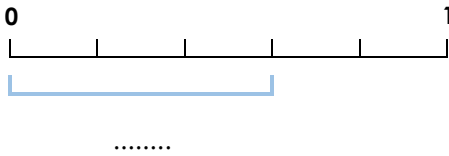


$$\frac{6}{16}$$

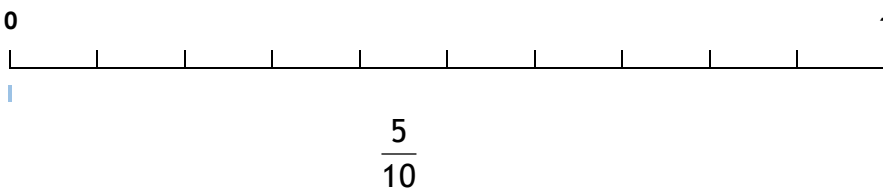
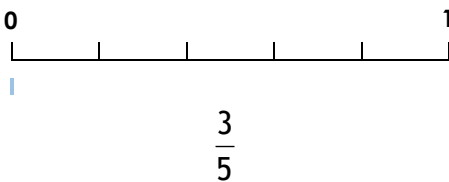
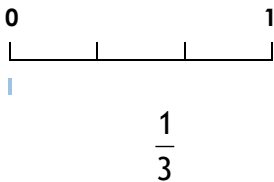
2 Ecris la fraction qui correspond à la partie coloriée.



3 Ecris sous forme de fractions la longueur des segments suivants.



4 Trace les segments correspondant aux fractions indiquées.

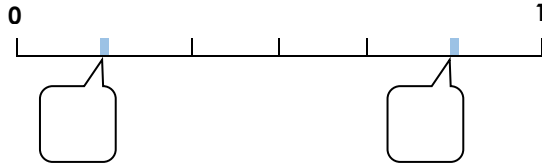
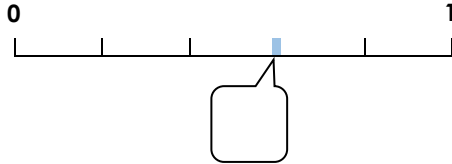


- Donner un sens à une fraction.
- Utiliser des fractions plus grandes que l'unité.

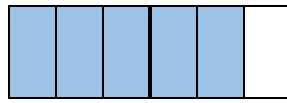
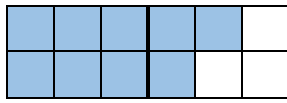
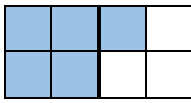
Exercices

Les fractions

1 Ecris la fraction qui correspond aux points sur la droite.



2 Ecris la fraction qui correspond à la partie coloriée.

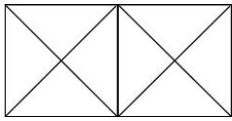


$\frac{5}{4}$

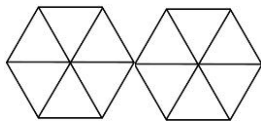
.....

.....

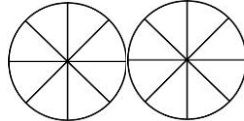
3 Colorie la partie qui correspond à la fraction.



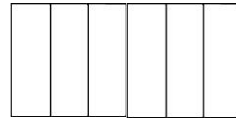
$\frac{6}{4}$



$1 + \frac{4}{6}$

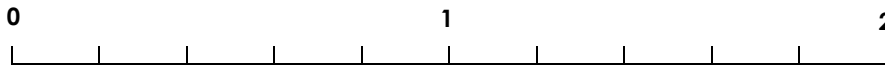


$\frac{10}{8}$



$1 + \frac{1}{3}$

4 Relie chaque fraction à la graduation correspondante.



$\frac{2}{5}$

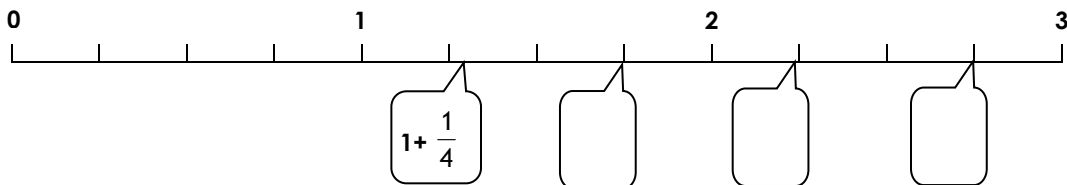
$\frac{4}{5}$

$\frac{5}{5}$

$1 + \frac{2}{5}$

$\frac{9}{5}$

5 Ecris la fraction qui correspond aux points sur la droite selon l'exemple.

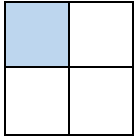


- Donner un sens à une fraction.
- Utiliser une fraction dans une situation de partage ou pour exprimer la longueur d'un segment.

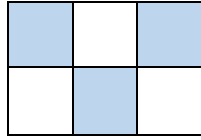
Corrigé

Les fractions

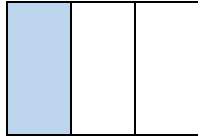
1 Ecris la fraction qui correspond à la partie coloriée.



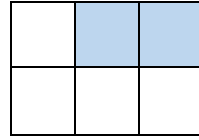
$$\frac{1}{4}$$




$$\frac{3}{6}$$



$$\frac{1}{3}$$

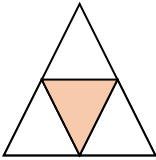


$$\frac{2}{6}$$

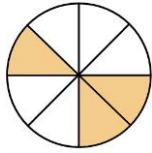


$$\frac{1}{2}$$


2 Ecris la fraction qui correspond à la partie coloriée.



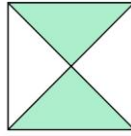
$$\frac{1}{4}$$



$$\frac{3}{8}$$

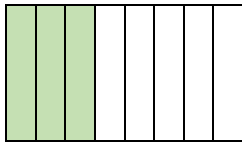


$$\frac{3}{6}$$




$$\frac{2}{4}$$

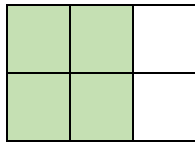
3 Colorie dans chaque figure la partie qui correspond à la fraction.



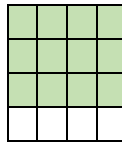
$$\frac{3}{8}$$



$$\frac{1}{4}$$

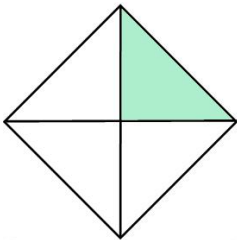


$$\frac{4}{6}$$

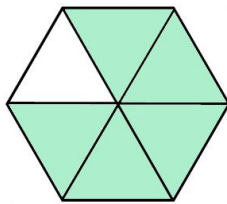


$$\frac{12}{16}$$

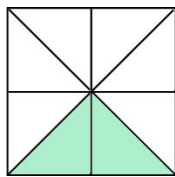
4 partage les figures suivantes et colorie la partie qui correspond à la fraction proposée.



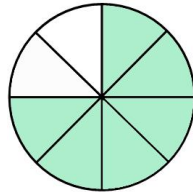
$$\frac{1}{4}$$



$$\frac{5}{6}$$



$$\frac{2}{8}$$



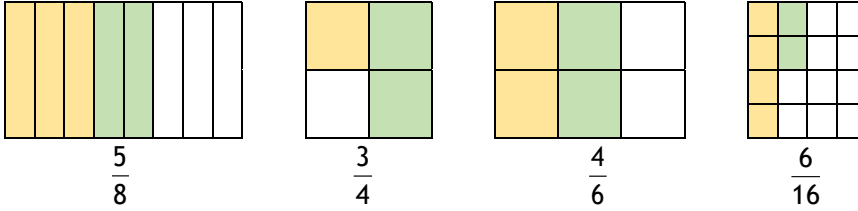
$$\frac{6}{8}$$

- Donner un sens à une fraction.
- Utiliser une fraction dans une situation de partage ou pour exprimer la longueur d'un segment.

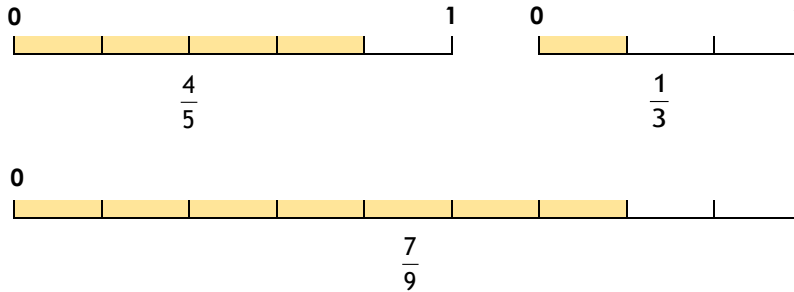
Corrigé

Les fractions

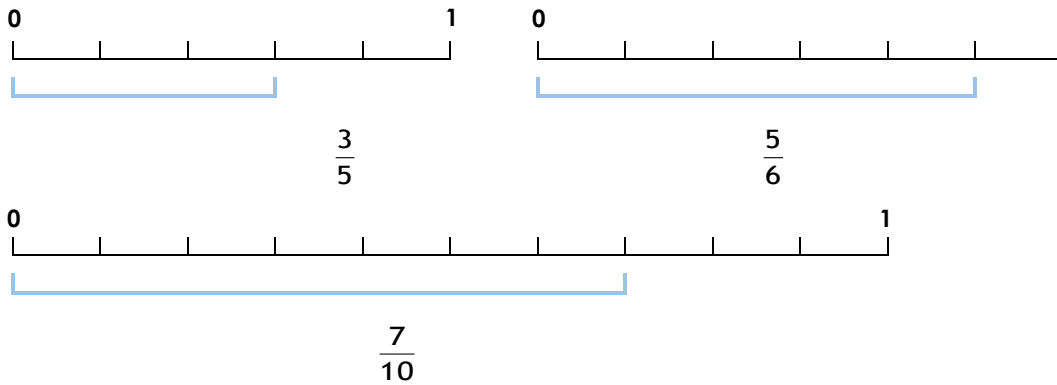
1 Complète en coloriant le nombre de parties nécessaires pour que la fraction soit exacte.



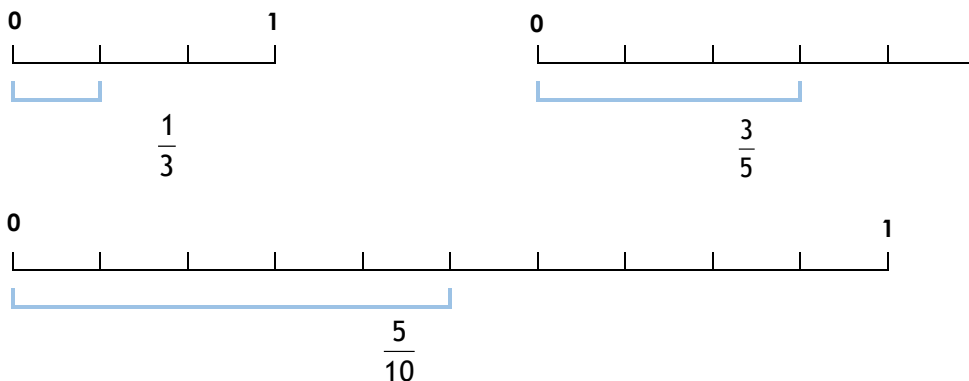
2 Ecris la fraction qui correspond à la partie coloriée.



3 Ecris sous forme de fractions la longueur des segments suivants.



4 Trace les segments correspondant aux fractions indiquées.

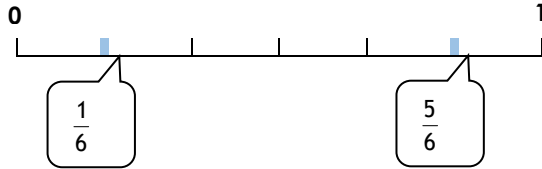
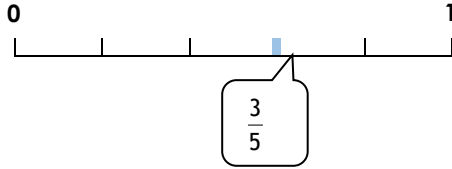


- Donner un sens à une fraction.
- Utiliser des fractions plus grandes que l'unité.

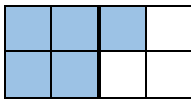
Corrigé

Les fractions

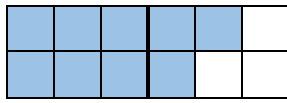
1 Ecris la fraction qui correspond aux points sur la droite.



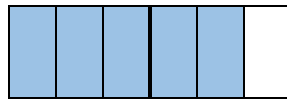
2 Ecris la fraction qui correspond à la partie coloriée.



$$\frac{5}{4}$$

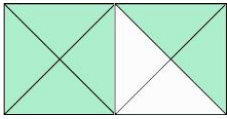


$$\frac{9}{6}$$

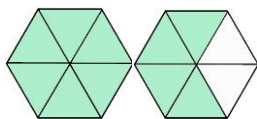


$$\frac{5}{3}$$

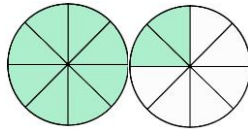
3 Colorie la partie qui correspond à la fraction.



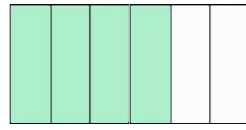
$$\frac{6}{4}$$



$$1 + \frac{4}{6}$$

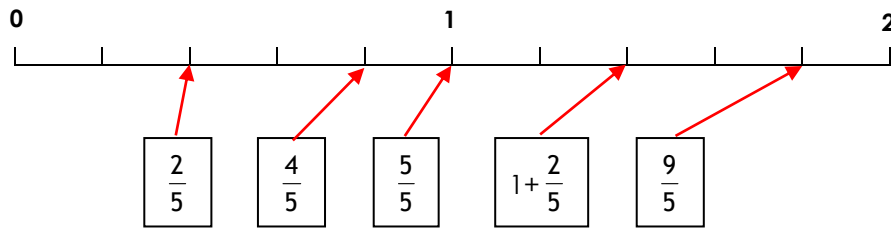


$$\frac{10}{8}$$



$$1 + \frac{1}{3}$$

4 Relie chaque fraction à la graduation correspondante.



5 Ecris la fraction qui correspond aux points sur la droite selon l'exemple.

